

eWORKER

Generation zero
of full-electric
telehandlers.

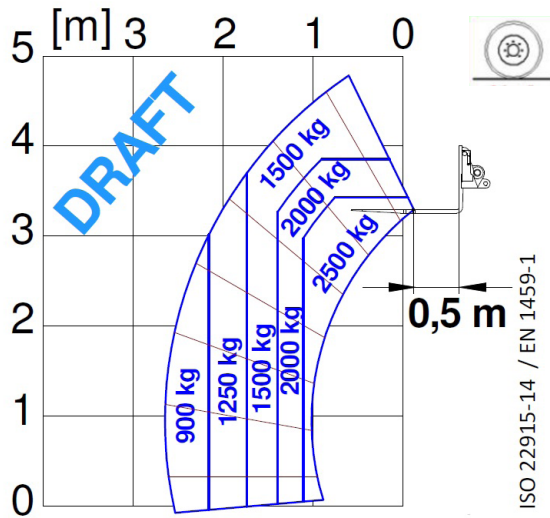


provisional documentation

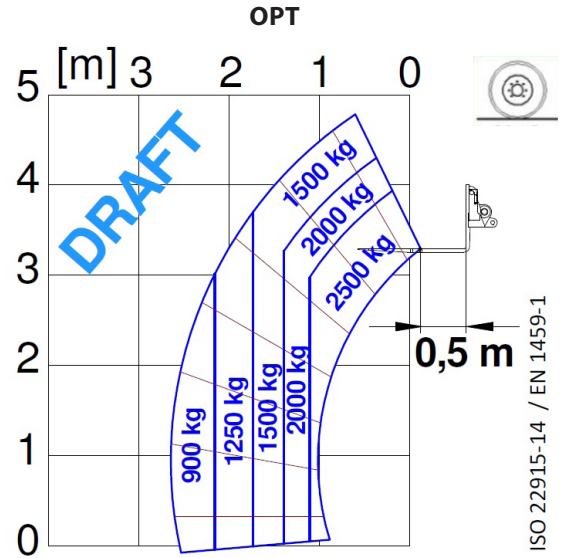
PERFORMANCE AND FEATURES	eWORKER 25.5-60	eWORKER 25.5-90	
PERFORMANCE			
Unladen weight (kg)	4950	4950	
Maximum load capacity (kg)	2500	2500	
Lift height (m)	4,8	4,8	
Maximum reach (m)	2,6	2,6	
Load capacity at max. height (kg)	1500	1500	
Load capacity at max. reach (kg)	900	900	
Height - maximum load capacity (m)	3,4	3,4	
Reach at max. load capacity (m)	1,15	1,15	
Boom section	2	2	
POWERTRAIN			
Engine	3 x Electrical	4 x Electrical	
Battery (type and V)	lead-acid - 48 V	lead-acid - 48 V	
Nominal capacity	960 Ah	960 Ah	
Emissions	No emissions	No emissions	
MAX power (kW/CV)	44/60	66/90	
Maximum speed (km/h)	25	25	
Traction	2WD, 3 traction modes	4WD, 3 traction modes	
Autonomy (hours)	8h	8h	
Recharge time (hours)	9h (220 V)	9h (220 V)	
Recharge voltage	220V / 380V	220V / 380V	
Battery charger	●	●	
HYDRAULIC SYSTEM			
Hydraulic pump	LS + FS	LS + FS	
Delivery/pressure (l/min-bar)	42/210	42/210	
Hydraulic outlet on top of the boom	●	●	
Rear hydraulic outlets	○	○	
CAB			
Closed cab	○	○	
FOPS LIV I and ROPS	●	●	
Controls	Electronic joystick control	Electronic joystick control	
Reverse shuttle	dual reverse	dual reverse	
CONFIGURATION			
Battery fast replacement	●	●	
Tac-lock	●	●	
Work lights on cab (LED)	●	●	
Rotating beacon and blue reverse light	●	●	
Two floating forks	●	●	
Hydropneumatic suspension BSS	○	○	
Two steering wheels	Rear	Rear	
Front standard tyres	AS 504 10,0/75-15,3 18PR	AS 504 10,0/75-15,3 18PR	
Rear standard tyres	AW702 10,0/75-15,3 18PR	AS 504 10,0/75-15,3 18PR	
Optional tyres	Liftmax LM81 7,5R15	Liftmax LM81 7,5R15 TR315 31x15,5-15 12PR	
Rear axle	Axial	Axial	
E-holder brakes	●	●	
Regenerative braking	●	●	
Automatic parking brake	●	●	
Pre-arrangement for aerial work platform	○	○	
Tractor type approval	-	○	

- Not Available. ● standard. ○ optional.

LOAD CHARTS



10.0/75-15.3 18PR AS 504 BKT

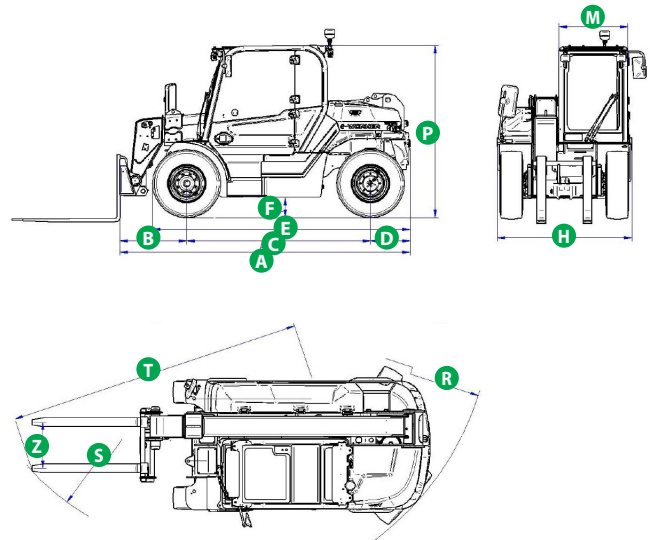


31X15.5-15 12PR TR 315 BKT
7.50R15 LIFTMAX LM81 BKT

eWORKER

DIMENSIONS

	eWORKER 25.5-60	eWORKER 25.5-90	
A (mm)	3320	3320	
B (mm)	765	765	
C (mm)	2100	2100	
D (mm)	455	455	
E (mm)	2940	2940	
F (mm)	230	230	
H (mm)	1540	1540	
M (mm)	770	770	
P (mm)	1975	1975	
R (mm)	2850	3250	
S (mm)	2230	2700	
T (mm)	3365	3365	
Z (mm)	550	550	



06 OCTOBER 2021

17:00

eWORKER IS COMING

The world of handling will never be the same again.

Merlo's latest is the starting point of a revolutionary range. Small and powerful. Agile and solid. Flexible and tough. But above all...

Want to know more?

eworker.merlo.com



MERLO S.P.A.

Via Nazionale, 9
12010 S. Defendente di Cervasca
(Cuneo) Italia


Tel. +39 0171 614111

Fax +39 0171 684101

info@merlo.com

www.merlo.com

Your Merlo dealer



DS_eworker_0921_ENG